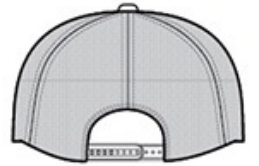




Fabric: 60/40 cotton/poly front panels; 100% polyester mesh back panels
 Structure: Structured
 Profile: High Closure: 7-position adjustable snap




front



back

HOW TO MEASURE




HATS

Measure the circumference around the head, above the eyebrow and at the widest part of the head.
 Divide number by 3.14 for hat size.

SIZE CHART

	OSFA
Hat Size	6 5/8 - 7 5/8
Inside Circumference	20 3/4 - 23 7/8

COLOR INFORMATION



Black/ Black Chocolate Brown/ Khaki Graphite Grey/ Black Olive/ Khaki True Navy/ White True Royal/ White